



# School Plan for Student Achievement (SPSA) Template

Instructions and requirements for completing the SPSA template may be found in the SPSA Template Instructions.

School Name	County-District-School (CDS) Code	Schoolsite Council (SSC) Approval Date	Local Board Approval Date
McAuliffe Middle School	30739246058879	1/15/2021	February 23, 2021

## Purpose and Description

Briefly describe the purpose of this plan (Select from Schoolwide Program, Comprehensive Support and Improvement, Targeted Support and Improvement, or Additional Targeted Support and Improvement)

Schoolwide Program

Briefly describe the school's plan for effectively meeting the ESSA requirements in alignment with the Local Control and Accountability Plan and other federal, state, and local programs.

The Los Alamitos Unified School District (Los AI USD) serves three distinct communities: The City of Los Alamitos, the City of Seal Beach and the unincorporated community of Rossmoor. The students of Los AI USD are diverse, high-achieving and contribute greatly to the District's culture of excellence. Los AI USD prepares students for post-secondary opportunities through unparalleled professional development for teachers, by

maintaining and prioritizing low class sizes TK-12, by providing enrichment and intervention programs for all students, and emphasizing school connectedness through the 4 A's: Academics, Athletics, Activities and The Arts. The community at-large supports Los Al USD by way of strong PTA, Booster, "Friends Of", and other fundraising groups. A fourth of Los Al USD's population has attended District schools and over 90% of Los Al residents claim they live in Los Al as a result of the high-quality schools. Los Al USD continues to be at the forefront of achievement evidenced by its graduation rate, A-G completion rate, being on the College Board's Advanced Placement (AP) Honor Roll for seven consecutive years, and its overall performance on CAASPP.

Los Alamitos Unified School District prides itself on a best first instruction approach. this includes:

- Rigorous 5-year professional development plan for all teachers within their first five years.
- Ongoing training and coaching in District Signature Practices for all teachers.
- Instructional networking model used for demonstration lessons and coaching provided by Teachers on Special Assignment.
- Robust K-12 intervention programs and extended learning opportunities.
- Focus on technology and transformational learning with Project Lead the Way, Makerspaces, and Career Technical Education Pathways.
- Implementation of a 3-year plan for Next Generation Science Standards.
- Increased focus on inquiry-based instruction across all content areas.
- One of four districts in the United States named to the College Board's Advanced Placement Honor Roll seven years in a row.
- K-12 Summer School programs providing small group, targeted instruction for students who benefit from remediation or continued skill application.

# Table of Contents

SPSA Title Page .....	1
Purpose and Description.....	1
Table of Contents.....	3
Comprehensive Needs Assessment Components .....	5
Data Analysis .....	5
Surveys .....	5
Classroom Observations.....	5
Analysis of Current Instructional Program.....	5
Stakeholder Involvement .....	8
Resource Inequities .....	9
School and Student Performance Data .....	10
Student Enrollment.....	10
CAASPP Results.....	12
ELPAC Results .....	16
Student Population.....	18
Overall Performance .....	19
Academic Performance .....	20
Academic Engagement.....	26
Conditions & Climate.....	29
Goals, Strategies, & Proposed Expenditures.....	31
Goal 1.....	31
Goal 2.....	35
Goal 3.....	39
Goal 4.....	41
Goal 5.....	43
Budget Summary .....	46
Budget Summary .....	46
Other Federal, State, and Local Funds .....	46
Budgeted Funds and Expenditures in this Plan .....	47
Funds Budgeted to the School by Funding Source.....	47
Expenditures by Funding Source .....	47
Expenditures by Budget Reference .....	47
Expenditures by Budget Reference and Funding Source .....	47
Expenditures by Goal.....	48
School Site Council Membership .....	49
Recommendations and Assurances .....	50

Instructions.....51

    Instructions: Linked Table of Contents.....51

    Purpose and Description.....52

    Stakeholder Involvement.....52

    Resource Inequities .....52

Goals, Strategies, Expenditures, & Annual Review .....53

    Annual Review .....54

    Budget Summary .....55

    Appendix A: Plan Requirements .....57

    Appendix B:.....60

    Appendix C: Select State and Federal Programs .....62

# Comprehensive Needs Assessment Components

## Data Analysis

Please refer to the School and Student Performance Data section where an analysis is provided.

## Surveys

This section provides a description of surveys (i.e., Student, Parent, Teacher) used during the school-year, and a summary of results from the survey(s).

This year, McAuliffe used a survey to assess student needs in the area of mental health. Students completed survey questions that helped staff identify if student basic needs are being met (food, safety, relationships) as a metric and guide for providing for student needs. Additionally, McAuliffe staff is surveyed twice a year to provide feedback on school operations, administration, and school initiatives.

## Classroom Observations

This section provides a description of types and frequency of classroom observations conducted during the school-year and a summary of findings.

Site administrators, Dr. Weiss-Wright and Mrs. Vienna observe classroom instruction regularly. Informal walkthroughs are conducted on a weekly basis, formal observations are used for teacher evaluations. Formal observations occur once a year for permanent employees, and four times a year for temporary and probationary employees. Additionally, teachers observe one another regularly, and district administrators walk through classrooms on a regular basis.

## Analysis of Current Instructional Program

The following statements are derived from the Elementary and Secondary Education Act (ESEA) of 1965 and Essential Program Components (EPCs). In conjunction with the needs assessments, these categories may be used to discuss and develop critical findings that characterize current instructional practice for numerically significant subgroups as well as individual students who are:

- Not meeting performance goals
- Meeting performance goals
- Exceeding performance goals

Discussion of each of these statements should result in succinct and focused findings based on verifiable facts. Avoid vague or general descriptions. Each successive school plan should examine the status of these findings and note progress made. Special consideration should be given to any practices, policies, or procedures found to be noncompliant through ongoing monitoring of categorical programs.

## Standards, Assessment, and Accountability

Use of state and local assessments to modify instruction and improve student achievement (ESEA)

McAuliffe uses CAASPP and Benchmark data to plan and design instruction. Teacher teams analyze student mastery of specific standards and use that performance data to make decisions about instruction. Based on standards that are mastered on the benchmark, teachers will make adjustments to scope and sequence, lesson design, intervention, and will devise common formative assessments to track progress between benchmark assessments.

Use of data to monitor student progress on curriculum-embedded assessments and modify instruction (EPC)

Teachers at McAuliffe rely on data derived from district benchmarks as critical checkpoints throughout the semester. Once teachers identify students who have not met standard on critical standards, they design lessons to reteach and then assess with common formative assessments to determine when students reach mastery. Instruction is modified based on student achievement results and performance is tracked by standards. Teachers make adjustments to instructional scope and sequence based on benchmark checkpoints.

During the 2020/2021 school year, benchmarks have been reduced due to COVID-19 pandemic. Benchmark #1 was not administered, Benchmark #2 was optional, and Benchmark #3 was required. Data was used from all classroom assessments to guide instruction.

## Staffing and Professional Development

Status of meeting requirements for highly qualified staff (ESEA)

All teachers at McAuliffe are highly qualified.

Sufficiency of credentialed teachers and teacher professional development (e.g., access to instructional materials training on SBE-adopted instructional materials) (EPC)

Access to instructional materials and training on the materials is sufficient for all credentialed teachers.

Alignment of staff development to content standards, assessed student performance, and professional needs (ESEA)

Staff development is aligned to content standards, identified areas of need for student performance and student academic and social-emotional wellness. Staff development focuses on the needs teachers and staff must have met in order to meet the specified and identified needs of students.

Ongoing instructional assistance and support for teachers (e.g., use of content experts and instructional coaches) (EPC)

McAuliffe teachers receive ongoing instructional assistance and support. McAuliffe has a math interventionist that works 28 hours per week. McAuliffe also has access to district coaches and district administrators for ongoing professional development. Additionally, McAuliffe teachers participate in site-specific instructional rounds to observe colleagues and plan for instruction.

Teacher collaboration by grade level (kindergarten through grade eight [K–8]) and department (grades nine through twelve) (EPC)

McAuliffe teachers collaborate by grade level and department during weekly PLC meetings which occur every Wednesday from 2:15-3:15pm.

## Teaching and Learning

Alignment of curriculum, instruction, and materials to content and performance standards (ESEA)

All curriculum is aligned to content and performance standards as outlined by department scope and sequence, benchmark data, and CAASPP testing data. Materials are adopted to allow students access to content standards, and supplemental resources are obtained to ensure every student receives the intervention or extension opportunity he/she needs.

Adherence to recommended instructional minutes for reading/language arts and mathematics (K–8) (EPC)

In a traditional model, McAuliffe students receive 90 minutes of reading/language arts instruction daily, and 45 minutes of mathematics instruction daily.

During the time of Hybrid Learning resulting from COVID-19 pandemic, students receive a minimum of 240 instructional minutes daily. 109 minutes in mathematics per week. And 218 minutes in English Language Arts per week.

Lesson pacing schedule (K–8) and master schedule flexibility for sufficient numbers of intervention courses (EPC)

McAuliffe teachers devise lessons based on course scope and sequence. Each department charts a scope and sequence to align with standards that are assessed at the district and state levels. Intervention courses and opportunities are allotted based on student performance data. McAuliffe offers multiple tiers of support during the academic day and also before and after school.

Availability of standards-based instructional materials appropriate to all student groups (ESEA)

Standards-based instructional materials are available to all student groups. McAuliffe Media Center distributes books and supplemental materials at the beginning of the year so that students have books both at home and at school. All online resources are available at all times for all students.

Use of SBE-adopted and standards-aligned instructional materials, including intervention materials, and for high school students, access to standards-aligned core courses (EPC)

McAuliffe is currently using SBE-adopted mathematics curriculum for students in grades 6-8. Science teachers have adopted NGSS-aligned, STEMSCOPES curriculum for the 2020/2021 school year. English Language Arts currently implements supplemental materials and resources to teach content standards with no formal adopted curriculum. History Social Science students use SBE-adopted curriculum for students in grades 6-8.

## Opportunity and Equal Educational Access

Services provided by the regular program that enable underperforming students to meet standards (ESEA)

McAuliffe Middle School runs multiple intervention problems throughout the day to meet the needs of underperforming students. Teachers run advocate groups with 1-4 students who are struggling in one or more academic areas. Teachers also run Study Halls throughout the week to help their own students access content they have not mastered. Additionally, students who are underperforming in the areas of mathematics or reading are invited to before school interventions that run daily.

## Evidence-based educational practices to raise student achievement

McAuliffe Middle School uses a wide variety of evidence-based educational practices to raise student achievement. Additionally, students benefit from clear learning objectives, small group instruction, self-reported grades, positive teacher-student relationships, thinking maps, and the use of depth and complexity icons. Teachers are continuously trained on using instructional strategies that work well for students both virtually and in person.

## Parental Engagement

Resources available from family, school, district, and community to assist under-achieving students (ESEA)

Parents in the McAuliffe community have access to Care Solace, a resource for mental health services. Parents also attend Parent Education nights put on by the school site and the school district. Our parents are engaged through PTA, School Site Council, Coffee with the Principal meetings. For struggling students we hold Student Study Team meetings with school personnel and families, in addition to our Fall and Spring parent conferences.

Involvement of parents, community representatives, classroom teachers, other school personnel, and students in secondary schools, in the planning, implementation, and evaluation of ConApp programs (5 California Code of Regulations 3932)

McAuliffe involves all stakeholders in the evaluation of ConApp programs through our School Site Council, Operation Steering Committee, District Advisory Committee, and Bond Oversight Committee. These committees and organizations provide feedback and input on the allocation of funding for different programs at McAuliffe Middle School.

## Funding

Services provided by categorical funds that enable underperforming students to meet standards (ESEA)

Interventions are offered to students before and after school and during the school day. Teachers provide study halls, advocacy groups, and homework club to meet the needs of underperforming students. Additionally, our school counselor offers Peer Assisted Lunch during lunch time for students in grades 6-8. McAuliffe also funds a 28 hour/week Intervention teacher that provides intervention in the areas of English Language Arts and mathematics 4 days per week.

## Fiscal support (EPC)

Fiscal support is provided through the Los Alamitos Unified School District Business Services.

## Stakeholder Involvement

How, when, and with whom did the school consult as part of the planning process for this SPSA/Annual Review and Update?

### Involvement Process for the SPSA and Annual Review and Update

The SPSA is reviewed annually as part of the work of the McAuliffe School Site Council (SSC). SSC members are chosen in the fall and meet 3 times annually. SSC members are given the SPSA a week in advance so that they may review before approval at the SSC meeting on Thursday, January



14, 2021. McAuliffe School Site Council members discussed budget, planned improvements, and give input on academic programs prior to the approval of the SPSA.

## Resource Inequities

Briefly identify and describe any resource inequities identified as a result of the required needs assessment, as applicable.

Resources address any potential inequities at McAuliffe Middle School. Funding allocation, staffing, curriculum development, staffing, etc. ensure that no inequities exist at McAuliffe. If an inequity does arise, McAuliffe staff and District administration partner together to ensure action is taken in an appropriate manner.

# School and Student Performance Data

## Student Enrollment Enrollment By Student Group

Student Enrollment by Subgroup						
Student Group	Percent of Enrollment			Number of Students		
	17-18	18-19	19-20	17-18	18-19	19-20
American Indian	0.17%	0.17%	0.08%	2	2	1
African American	2.75%	2.97%	3%	33	36	36
Asian	17.01%	16.68%	14.9%	204	202	179
Filipino	2.34%	2.39%	2.16%	28	29	26
Hispanic/Latino	26.27%	27.25%	28.98%	315	330	348
Pacific Islander	0.42%	0.83%	0.92%	5	10	11
White	43.70%	41.78%	42.38%	524	506	509
Multiple/No Response	%	%	7.24%			4
Total Enrollment				1199	1,211	1,201

## Student Enrollment Enrollment By Grade Level

Student Enrollment by Grade Level			
Grade	Number of Students		
	17-18	18-19	19-20
Grade 6	375	408	388
Grade 7	401	405	398
Grade 8	423	398	415
Total Enrollment	1,199	1,211	1,201

### Conclusions based on this data:

- Enrollment has dropped for 20/21 to 1115 overall student enrollment. 865 students attend school in person, 250 students attend in our online program, LosAI@Home.

# School and Student Performance Data

## Student Enrollment English Learner (EL) Enrollment

English Learner (EL) Enrollment						
Student Group	Number of Students			Percent of Students		
	17-18	18-19	19-20	17-18	18-19	19-20
English Learners	18	16	19	1.5%	1.3%	1.6%
Fluent English Proficient (FEP)	154	167	159	12.8%	13.8%	13.2%
Reclassified Fluent English Proficient (RFEP)	1	12	7	5.3%	66.7%	43.8%

### Conclusions based on this data:

1. The number of students reclassified in 19/20 was commiserate with previous years after the two year reclassification back up from 17/18.
2. The steady progress in reclassification data shows that our ELD instruction and programming is effective with our English Learners.

# School and Student Performance Data

## CAASPP Results English Language Arts/Literacy (All Students)

Overall Participation for All Students												
Grade Level	# of Students Enrolled			# of Students Tested			# of Students with			% of Enrolled Students		
	16-17	17-18	18-19	16-17	17-18	18-19	16-17	17-18	18-19	16-17	17-18	18-19
Grade 6	372	372	393	371	368	391	371	368	391	99.7	98.9	99.5
Grade 7	420	390	396	415	387	392	415	387	392	98.8	99.2	99
Grade 8	445	415	396	440	407	393	440	407	393	98.9	98.1	99.2
All	1237	1177	1185	1226	1162	1176	1226	1162	1176	99.1	98.7	99.2

\* The “% of Enrolled Students Tested” showing in this table is not the same as “Participation Rate” for federal accountability

Overall Achievement for All Students															
Grade Level	Mean Scale Score			% Standard			% Standard Met			% Standard Nearly			% Standard Not		
	16-17	17-18	18-19	16-17	17-18	18-19	16-17	17-18	18-19	16-17	17-18	18-19	16-17	17-18	18-19
Grade 6	2601.	2599.	2608.	48.52	47.83	50.38	32.08	31.52	32.99	12.40	15.76	13.55	7.01	4.89	3.07
Grade 7	2627.	2633.	2639.	46.27	47.80	52.55	37.35	36.43	31.89	8.67	9.82	11.22	7.71	5.94	4.34
Grade 8	2639.	2631.	2635.	44.77	37.59	43.00	35.00	43.00	34.35	15.68	11.79	13.99	4.55	7.62	8.65
All Grades	N/A	N/A	N/A	46.41	44.23	48.64	34.91	37.18	33.08	12.32	12.39	12.93	6.36	6.20	5.36

Reading Demonstrating understanding of literary and non-fictional texts									
Grade Level	% Above Standard			% At or Near Standard			% Below Standard		
	16-17	17-18	18-19	16-17	17-18	18-19	16-17	17-18	18-19
Grade 6	48.25	48.10	50.13	42.59	41.85	40.15	9.16	10.05	9.72
Grade 7	55.18	53.49	56.12	35.18	37.73	33.93	9.64	8.79	9.95
Grade 8	51.14	47.54	51.40	39.09	41.87	35.88	9.77	10.59	12.72
All Grades	51.63	49.70	52.55	38.83	40.48	36.65	9.54	9.82	10.80

Writing Producing clear and purposeful writing									
Grade Level	% Above Standard			% At or Near Standard			% Below Standard		
	16-17	17-18	18-19	16-17	17-18	18-19	16-17	17-18	18-19
Grade 6	53.10	53.80	52.94	36.12	39.40	42.71	10.78	6.79	4.35
Grade 7	58.31	67.44	63.78	33.98	26.87	31.12	7.71	5.68	5.10
Grade 8	55.45	54.68	55.98	36.59	37.19	36.13	7.95	8.13	7.89
All Grades	55.71	58.66	57.57	35.56	34.45	36.65	8.73	6.89	5.78

Listening Demonstrating effective communication skills									
Grade Level	% Above Standard			% At or Near Standard			% Below Standard		
	16-17	17-18	18-19	16-17	17-18	18-19	16-17	17-18	18-19
Grade 6	40.97	34.78	35.81	53.91	58.42	60.61	5.12	6.79	3.58
Grade 7	31.81	31.27	33.42	59.28	62.02	62.24	8.92	6.72	4.34
Grade 8	35.91	33.00	36.39	58.18	60.10	55.73	5.91	6.90	7.89
All Grades	36.05	32.99	35.20	57.26	60.21	59.52	6.69	6.80	5.27

Research/Inquiry Investigating, analyzing, and presenting information									
Grade Level	% Above Standard			% At or Near Standard			% Below Standard		
	16-17	17-18	18-19	16-17	17-18	18-19	16-17	17-18	18-19
Grade 6	62.26	62.23	58.06	33.15	32.88	38.87	4.58	4.89	3.07
Grade 7	63.13	61.24	61.99	30.12	33.59	31.89	6.75	5.17	6.12
Grade 8	58.64	55.67	49.62	34.32	37.44	40.46	7.05	6.90	9.92
All Grades	61.26	59.60	56.55	32.54	34.71	37.07	6.20	5.68	6.38

**Conclusions based on this data:**

1. No CAASPP Data to report on from 2019/2020 due to COVID-19 pandemic.

# School and Student Performance Data

## CAASPP Results Mathematics (All Students)

Overall Participation for All Students												
Grade Level	# of Students Enrolled			# of Students Tested			# of Students with			% of Enrolled Students		
	16-17	17-18	18-19	16-17	17-18	18-19	16-17	17-18	18-19	16-17	17-18	18-19
Grade 6	372	372	393	371	368	391	371	368	391	99.7	98.9	99.5
Grade 7	420	390	396	414	386	392	414	386	392	98.6	99	99
Grade 8	445	415	396	440	405	393	440	405	393	98.9	97.6	99.2
All	1237	1177	1185	1225	1159	1176	1225	1159	1176	99	98.5	99.2

\* The “% of Enrolled Students Tested” showing in this table is not the same as “Participation Rate” for federal accountability purposes.

Overall Achievement for All Students															
Grade Level	Mean Scale Score			% Standard			% Standard Met			% Standard Nearly			% Standard Not		
	16-17	17-18	18-19	16-17	17-18	18-19	16-17	17-18	18-19	16-17	17-18	18-19	16-17	17-18	18-19
Grade 6	2601.	2599.	2608.	51.21	50.27	52.94	21.83	19.57	25.58	17.79	19.29	16.11	9.16	10.87	5.37
Grade 7	2615.	2618.	2613.	46.14	50.26	45.41	29.23	22.02	25.26	15.46	19.69	19.64	9.18	8.03	9.69
Grade 8	2636.	2634.	2620.	48.41	49.38	45.04	19.32	20.74	18.32	18.18	16.30	19.85	14.09	13.58	16.79
All Grades	N/A	N/A	N/A	48.49	49.96	47.79	23.43	20.79	23.04	17.14	18.38	18.54	10.94	10.87	10.63

Concepts & Procedures Applying mathematical concepts and procedures									
Grade Level	% Above Standard			% At or Near Standard			% Below Standard		
	16-17	17-18	18-19	16-17	17-18	18-19	16-17	17-18	18-19
Grade 6	59.84	58.15	66.50	25.61	25.82	24.81	14.56	16.03	8.70
Grade 7	61.59	60.36	57.91	25.36	24.87	27.55	13.04	14.77	14.54
Grade 8	56.14	53.83	53.69	27.73	29.88	27.23	16.14	16.30	19.08
All Grades	59.10	57.38	59.35	26.29	26.92	26.53	14.61	15.70	14.12

Problem Solving & Modeling/Data Analysis Using appropriate tools and strategies to solve real world and mathematical problems									
Grade Level	% Above Standard			% At or Near Standard			% Below Standard		
	16-17	17-18	18-19	16-17	17-18	18-19	16-17	17-18	18-19
Grade 6	44.20	47.55	43.48	43.67	37.50	45.52	12.13	14.95	11.00
Grade 7	42.75	50.52	41.33	43.96	37.05	46.17	13.29	12.44	12.50
Grade 8	48.41	51.36	41.48	37.05	38.27	40.97	14.55	10.37	17.56
All Grades	45.22	49.87	42.09	41.39	37.62	44.22	13.39	12.51	13.69

Communicating Reasoning Demonstrating ability to support mathematical conclusions									
Grade Level	% Above Standard			% At or Near Standard			% Below Standard		
	16-17	17-18	18-19	16-17	17-18	18-19	16-17	17-18	18-19
Grade 6	57.68	47.83	50.90	29.38	37.77	41.43	12.94	14.40	7.67
Grade 7	50.00	46.63	45.66	41.55	44.56	42.35	8.45	8.81	11.99
Grade 8	47.73	48.89	44.78	42.50	39.75	42.49	9.77	11.36	12.72
All Grades	51.51	47.80	47.11	38.20	40.72	42.09	10.29	11.48	10.80

**Conclusions based on this data:**

1. No CAASPP Data to report on from 2019/2020 due to COVID-19 pandemic.

# School and Student Performance Data

## ELPAC Results

ELPAC Summative Assessment Data Number of Students and Mean Scale Scores for All Students								
Grade Level	Overall		Oral Language		Written Language		Number of Students Tested	
	17-18	18-19	17-18	18-19	17-18	18-19	17-18	18-19
Grade 6	*	*	*	*	*	*	*	9
Grade 7	*	*	*	*	*	*	*	5
Grade 8	*	*	*	*	*	*	*	*
All Grades							16	17

Overall Language Percentage of Students at Each Performance Level for All Students										
Grade Level	Level 4		Level 3		Level 2		Level 1		Total Number of Students	
	17-18	18-19	17-18	18-19	17-18	18-19	17-18	18-19	17-18	18-19
6	*	*	*	*	*	*	*	*	*	*
7	*	*	*	*		*		*	*	*
8	*	*	*	*		*		*	*	*
All Grades	*	11.76	*	52.94	*	17.65	*	17.65	16	17

Oral Language Percentage of Students at Each Performance Level for All Students										
Grade Level	Level 4		Level 3		Level 2		Level 1		Total Number of Students	
	17-18	18-19	17-18	18-19	17-18	18-19	17-18	18-19	17-18	18-19
6	*	*	*	*	*	*	*	*	*	*
7	*	*	*	*		*		*	*	*
All Grades	*	23.53	*	35.29	*	23.53	*	17.65	16	17

Written Language Percentage of Students at Each Performance Level for All Students										
Grade Level	Level 4		Level 3		Level 2		Level 1		Total Number of Students	
	17-18	18-19	17-18	18-19	17-18	18-19	17-18	18-19	17-18	18-19
6	*	*		*	*	*	*	*	*	*
7	*	*	*	*		*		*	*	*
8	*	*	*	*		*		*	*	*
All Grades	*	23.53	*	35.29	*	23.53	*	17.65	16	17



Listening Domain Percentage of Students by Domain Performance Level for All Students								
Grade Level	Well Developed		Somewhat/Moderately		Beginning		Total Number of Students	
	17-18	18-19	17-18	18-19	17-18	18-19	17-18	18-19
6	*	*	*	*	*	*	*	*
All Grades	*	23.53	*	52.94	*	23.53	16	17

Speaking Domain Percentage of Students by Domain Performance Level for All Students								
Grade Level	Well Developed		Somewhat/Moderately		Beginning		Total Number of Students	
	17-18	18-19	17-18	18-19	17-18	18-19	17-18	18-19
6	*	*	*	*	*	*	*	*
All Grades	*	17.65	*	64.71	*	17.65	16	17

Reading Domain Percentage of Students by Domain Performance Level for All Students								
Grade Level	Well Developed		Somewhat/Moderately		Beginning		Total Number of Students	
	17-18	18-19	17-18	18-19	17-18	18-19	17-18	18-19
6	*	*	*	*	*	*	*	*
All Grades	*	17.65	*	41.18	*	41.18	16	17

Writing Domain Percentage of Students by Domain Performance Level for All Students								
Grade Level	Well Developed		Somewhat/Moderately		Beginning		Total Number of Students	
	17-18	18-19	17-18	18-19	17-18	18-19	17-18	18-19
6	*	*	*	*	*	*	*	*
All Grades	*	35.29	*	52.94	*	11.76	16	17

**Conclusions based on this data:**

1. ELPAC was not administered in 2019/2020 due to COVID-19 pandemic.

# School and Student Performance Data

## Student Population

This section provides information about the school's student population.

2018-19 Student Population			
Total Enrollment	Socioeconomically Disadvantaged	English Learners	Foster Youth
1211	19.7	1.3	0.1
This is the total number of students enrolled.	This is the percent of students who are eligible for free or reduced priced meals; or have parents/guardians who did not receive a high school diploma.	This is the percent of students who are learning to communicate effectively in English, typically requiring instruction in both the English Language and in their academic courses.	This is the percent of students whose well-being is the responsibility of a court.

2018-19 Enrollment for All Students/Student Group		
Student Group	Total	Percentage
English Learners	16	1.3
Foster Youth	1	0.1
Homeless	3	0.2
Socioeconomically Disadvantaged	239	19.7
Students with Disabilities	95	7.8





Enrollment by Race/Ethnicity		
Student Group	Total	Percentage
African American	36	3.0
American Indian	2	0.2
Asian	202	16.7
Filipino	29	2.4
Hispanic	330	27.3
Two or More Races	96	7.9
Pacific Islander	10	0.8
White	506	41.8

### Conclusions based on this data:

1. Demographics have remained consistent at McAuliffe over the last several years with regard to student groups.

# School and Student Performance Data

## Overall Performance

2019 Fall Dashboard Overall Performance for All Students		
Academic Performance	Academic Engagement	Conditions & Climate
<div>English Language Arts</div> <div></div> <div>Blue</div>	<div>Chronic Absenteeism</div> <div></div> <div>Blue</div>	<div>Suspension Rate</div> <div></div> <div>Green</div>
<div>Mathematics</div> <div></div> <div>Blue</div>		

**Conclusions based on this data:**

1. No update Dashboard Data to report on from 2019/2020 due to COVID-19 pandemic.

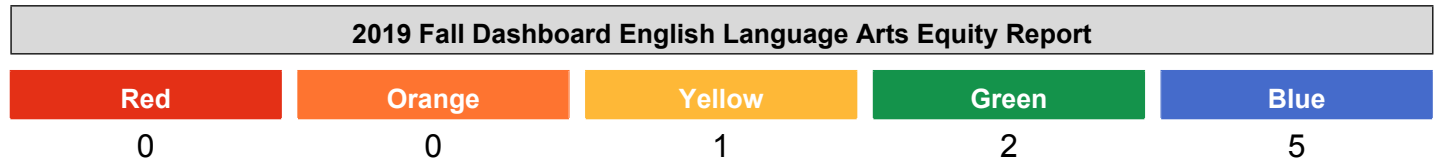
# School and Student Performance Data

## Academic Performance English Language Arts







The performance levels are color-coded and range from lowest-to-highest performance in the following order:











This section provides number of student groups in each color.



This section provides a view of Student Assessment Results and other aspects of this school's performance, specifically how well students are meeting grade-level standards on the English Language Arts assessment. This measure is based on student performance on the Smarter Balanced Summative Assessment, which is taken annually by students in grades 3–8 and grade 11.

2019 Fall Dashboard English Language Arts Performance for All Students/Student Group		
<b>All Students</b>  Blue 77.5 points above standard Increased ++7.4 points 1181	<b>English Learners</b>  Green 32.9 points above standard Increased ++7.3 points 64	<b>Foster Youth</b>  No Performance Color Less than 11 Students - Data Not Displayed for Privacy 1
<b>Homeless</b>  No Performance Color Less than 11 Students - Data Not Displayed for Privacy 1	<b>Socioeconomically Disadvantaged</b>  Blue 45.6 points above standard Increased Significantly ++22.2 points 235	<b>Students with Disabilities</b>  Yellow 22.4 points below standard Increased Significantly ++22.2 points 99

### 2019 Fall Dashboard English Language Arts Performance by Race/Ethnicity

<b>African American</b>  Green 27.3 points above standard Increased ++12.4 points 36	<b>American Indian</b>  No Performance Color Less than 11 Students - Data Not Displayed for Privacy 2	<b>Asian</b>  Blue 112.3 points above standard Maintained ++2.1 points 201	<b>Filipino</b>  No Performance Color 97.4 points above standard Increased ++7.8 points 28
<b>Hispanic</b>  Blue 48.9 points above standard Increased ++7.7 points 324	<b>Two or More Races</b>  Blue 108.1 points above standard Increased Significantly ++18.5 points 92	<b>Pacific Islander</b>  No Performance Color Less than 11 Students - Data Not Displayed for Privacy 8	<b>White</b>  Blue 79.8 points above standard Increased ++8.7 points 490

This section provides a view of Student Assessment Results and other aspects of this school's performance, specifically how well students are meeting grade-level standards on the English Language Arts assessment. This measure is based on student performance on the Smarter Balanced Summative Assessment, which is taken annually by students in grades 3–8 and grade 11.

### 2019 Fall Dashboard English Language Arts Data Comparisons for English Learners

<b>Current English Learner</b> 13.1 points below standard 15	<b>Reclassified English Learners</b> 47 points above standard Increased ++13.5 points 49	<b>English Only</b> 76.9 points above standard Increased ++8.3 points 1001
--	---	---

#### Conclusions based on this data:

1. No CAASPP Data to report on from 2019/2020 due to COVID-19 pandemic.

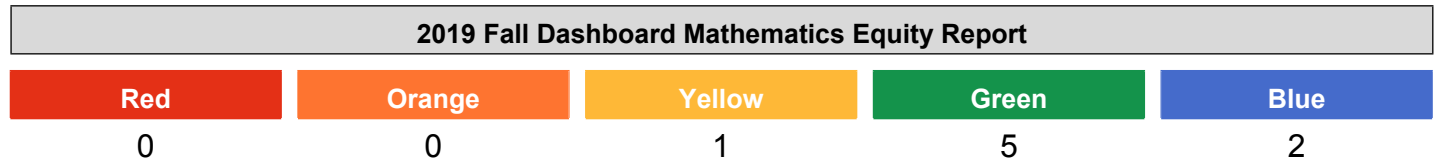
# School and Student Performance Data

## Academic Performance Mathematics







The performance levels are color-coded and range from lowest-to-highest performance in the following order:











This section provides number of student groups in each color.



This section provides a view of Student Assessment Results and other aspects of this school's performance, specifically how well students are meeting grade-level standards on the Mathematics assessment. This measure is based on student performance on the Smarter Balanced Summative Assessment, which is taken annually by students in grades 3–8 and grade 11.

2019 Fall Dashboard Mathematics Performance for All Students/Student Group		
<b>All Students</b>  Blue 45.2 points above standard Maintained -2.7 points 1181	<b>English Learners</b>  Green 12.1 points above standard Declined -3.8 points 64	<b>Foster Youth</b>  No Performance Color Less than 11 Students - Data Not Displayed for Privacy 1
<b>Homeless</b>  No Performance Color Less than 11 Students - Data Not Displayed for Privacy 1	<b>Socioeconomically Disadvantaged</b>  Green 1.1 points above standard Increased ++13.9 points 235	<b>Students with Disabilities</b>  Yellow 71.9 points below standard Increased Significantly ++29.8 points 98

### 2019 Fall Dashboard Mathematics Performance by Race/Ethnicity

<b>African American</b>  Green 17.4 points below standard Increased Significantly ++17.3 points 36	<b>American Indian</b>  No Performance Color Less than 11 Students - Data Not Displayed for Privacy 2	<b>Asian</b>  Green 104.8 points above standard Declined -9 points 201	<b>Filipino</b>  No Performance Color 66.3 points above standard Declined Significantly -20.3 points 28
<b>Hispanic</b>  Green 8.4 points above standard Maintained ++2.6 points 323	<b>Two or More Races</b>  Blue 72 points above standard Maintained ++2.5 points 92	<b>Pacific Islander</b>  No Performance Color Less than 11 Students - Data Not Displayed for Privacy 8	<b>White</b>  Blue 44.3 points above standard Maintained -2.2 points 491

This section provides a view of Student Assessment Results and other aspects of this school's performance, specifically how well students are meeting grade-level standards on the Mathematics assessment. This measure is based on student performance on the Smarter Balanced Summative Assessment, which is taken annually by students in grades 3–8 and grade 11.

### 2019 Fall Dashboard Mathematics Data Comparisons for English Learners

<b>Current English Learner</b> 35.5 points below standard 15	<b>Reclassified English Learners</b> 26.7 points above standard Maintained ++1.6 points 49	<b>English Only</b> 41.6 points above standard Maintained -1.4 points 1001
--	---	---

#### Conclusions based on this data:

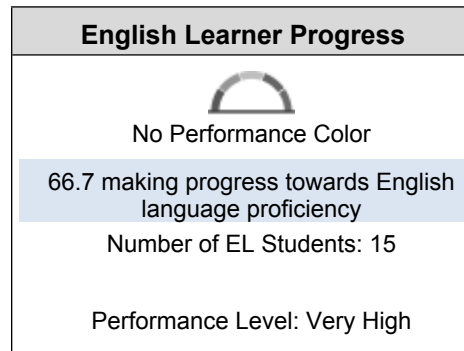
1. No CAASPP Data to report on from 2019/2020 due to COVID-19 pandemic.

# School and Student Performance Data

## Academic Performance English Learner Progress

This section provides a view of the percentage of current EL students making progress towards English language proficiency or maintaining the highest level.

### 2019 Fall Dashboard English Learner Progress Indicator



This section provides a view of the percentage of current EL students who progressed at least one ELPI level, maintained ELPI level 4, maintained lower ELPI levels (i.e, levels 1, 2L, 2H, 3L, or 3H), or decreased at least one ELPI Level.

### 2019 Fall Dashboard Student English Language Acquisition Results

Decreased One ELPI Level	Maintained ELPI Level 1, 2L, 2H, 3L, or 3H	Maintained ELPI Level 4	Progressed At Least One ELPI Level
13.3		6.6	

Conclusions based on this data:

1.



# School and Student Performance Data

## Academic Performance College/Career

The performance levels are color-coded and range from lowest-to-highest performance in the following order:

Lowest Performance      Red      Orange      Yellow      Green      Blue      Highest Performance

This section provides number of student groups in each color.

2019 Fall Dashboard College/Career Equity Report				
Red	Orange	Yellow	Green	Blue

This section provides information on the percentage of high school graduates who are placed in the "Prepared" level on the College/Career Indicator.

2019 Fall Dashboard College/Career for All Students/Student Group		
All Students	English Learners	Foster Youth
Homeless	Socioeconomically Disadvantaged	Students with Disabilities

2019 Fall Dashboard College/Career by Race/Ethnicity			
African American	American Indian	Asian	Filipino
Hispanic	Two or More Races	Pacific Islander	White

This section provides a view of the percent of students per year that qualify as Not Prepared, Approaching Prepared, and Prepared.

2019 Fall Dashboard College/Career 3-Year Performance		
Class of 2017	Class of 2018	Class of 2019
Prepared	Prepared	Prepared
Approaching Prepared	Approaching Prepared	Approaching Prepared
Not Prepared	Not Prepared	Not Prepared

Conclusions based on this data:

1.

# School and Student Performance Data

## Academic Engagement Chronic Absenteeism







The performance levels are color-coded and range from lowest-to-highest performance in the following order:











This section provides number of student groups in each color.

2019 Fall Dashboard Chronic Absenteeism Equity Report				
<b>Red</b>	<b>Orange</b>	<b>Yellow</b>	<b>Green</b>	<b>Blue</b>
0	1	0	3	3

This section provides information about the percentage of students in kindergarten through grade 8 who are absent 10 percent or more of the instructional days they were enrolled.

2019 Fall Dashboard Chronic Absenteeism for All Students/Student Group		
All Students	English Learners	Foster Youth
 Blue 2.3 Maintained -0.2 1233	 No Performance Color 0 Maintained 0 22	 No Performance Color Less than 11 Students - Data Not Displayed for Privacy 2
Homeless	Socioeconomically Disadvantaged	Students with Disabilities
 No Performance Color Less than 11 Students - Data Not Displayed for Privacy 1	 Green 4.7 Declined -0.9 253	 Orange 9.3 Increased +0.8 108

## 2019 Fall Dashboard Chronic Absenteeism by Race/Ethnicity

<b>African American</b>  Blue 0 Maintained 0 37	<b>American Indian</b>  No Performance Color Less than 11 Students - Data Not Displayed for Privacy 2	<b>Asian</b>  Blue 0 Declined -0.5 204	<b>Filipino</b>  No Performance Color 0 Maintained 0 30
<b>Hispanic</b>  Green 3.9 Maintained -0.2 337	<b>Two or More Races</b>  Green 2 Increased +0.9 98	<b>Pacific Islander</b>  No Performance Color 9.1 11	<b>White</b>  Blue 2.3 Declined -0.5 514

**Conclusions based on this data:**

1.

# School and Student Performance Data

## Academic Engagement Graduation Rate

The performance levels are color-coded and range from lowest-to-highest performance in the following order:

Lowest Performance      Red      Orange      Yellow      Green      Blue      Highest Performance

This section provides number of student groups in each color.

2019 Fall Dashboard Graduation Rate Equity Report				
Red	Orange	Yellow	Green	Blue

This section provides information about students completing high school, which includes students who receive a standard high school diploma or complete their graduation requirements at an alternative school.

2019 Fall Dashboard Graduation Rate for All Students/Student Group		
All Students	English Learners	Foster Youth
Homeless	Socioeconomically Disadvantaged	Students with Disabilities

2019 Fall Dashboard Graduation Rate by Race/Ethnicity			
African American	American Indian	Asian	Filipino
Hispanic	Two or More Races	Pacific Islander	White

This section provides a view of the percentage of students who received a high school diploma within four years of entering ninth grade or complete their graduation requirements at an alternative school.

2019 Fall Dashboard Graduation Rate by Year	
2018	2019

Conclusions based on this data:

1.

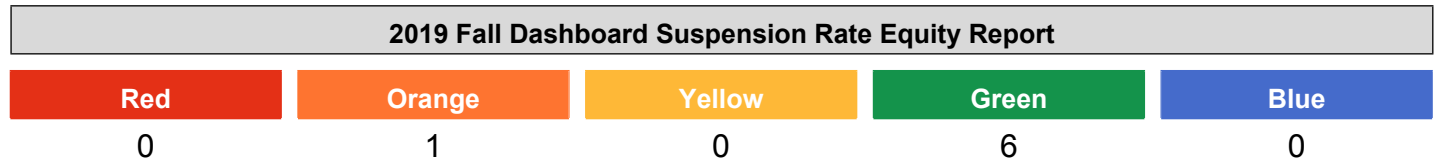
# School and Student Performance Data

## Conditions & Climate Suspension Rate







The performance levels are color-coded and range from lowest-to-highest performance in the following order:











This section provides number of student groups in each color.



This section provides information about the percentage of students in kindergarten through grade 12 who have been suspended at least once in a given school year. Students who are suspended multiple times are only counted once.

2019 Fall Dashboard Suspension Rate for All Students/Student Group		
<b>All Students</b>  Green 2.7 Declined -1.2 1266	<b>English Learners</b>  No Performance Color 0 Declined -4.8 22	<b>Foster Youth</b>  No Performance Color Less than 11 Students - Data Not 2
<b>Homeless</b>  No Performance Color Less than 11 Students - Data Not 2	<b>Socioeconomically Disadvantaged</b>  Green 5.8 Declined -2.3 257	<b>Students with Disabilities</b>  Green 0.9 Declined -8.4 110

### 2019 Fall Dashboard Suspension Rate by Race/Ethnicity

<b>African American</b>  Green 2.6 Declined -3.6 38	<b>American Indian</b>  No Performance Color Less than 11 Students - Data 2	<b>Asian</b>  Green 0.9 Maintained 0 211	<b>Filipino</b>  No Performance Color 0 Maintained 0 30
<b>Hispanic</b>  Green 2 Declined -2.3 348	<b>Two or More Races</b>  Orange 4 Increased +0.7 100	<b>Pacific Islander</b>  No Performance Color 9.1 11	<b>White</b>  Green 3.4 Declined -1.4 526

This section provides a view of the percentage of students who were suspended.

### 2019 Fall Dashboard Suspension Rate by Year

2017	2018	2019
	3.9	2.7

#### Conclusions based on this data:

1. Suspension rate data is consistent across all students and significant subgroups.
2. There are no visible patterns in suspension rates as they relate to student groups.

# Goals, Strategies, & Proposed Expenditures

Complete a copy of the following table for each of the school's goals. Duplicate the table as needed.

## Goal Subject

English Language Arts

## LEA/LCAP Goal

### Goal 1

All students will meet or exceed standards in English Language Arts. All ELA teachers use strong instructional techniques ( to ensure standards mastery through the academic year. During the 20/21 school year, scope and sequence has been adjusted to account for the loss of instructional minutes.

## Identified Need

## Annual Measurable Outcomes

Metric/Indicator	Baseline/Actual Outcome	Expected Outcome
------------------	-------------------------	------------------

Complete a copy of the Strategy/Activity table for each of the school's strategies/activities. Duplicate the table, including Proposed Expenditures, as needed.

### Strategy/Activity 1

#### Students to be Served by this Strategy/Activity

(Identify either All Students or one or more specific student groups)

#### Strategy/Activity

Language Arts Core staff will work collaboratively and individually to analyze benchmark data to plan course content and instruction methodology. The PLC model will be employed weekly to discuss and analyze student progress, share best practices, and adjust scope and sequence for instruction.

### Proposed Expenditures for this Strategy/Activity

List the amount(s) and funding source(s) for the proposed expenditures. Specify the funding source(s) using one or more of the following: LCFF, Federal (if Federal identify the Title and Part, as applicable), Other State, and/or Local.

Amount(s)	Source(s)
5,000	LCFF - Base

None Specified

Teachers will meet weekly during early release days to analyze teaching practices based upon data. Teachers will meet in grade level teams once per semester and as an entire department team as needed to track student progress and to intervention strategies and programs to support students.

## Strategy/Activity 2

### Students to be Served by this Strategy/Activity

(Identify either All Students or one or more specific student groups)

### Strategy/Activity

Teachers will enable students to use innovative technology and programs to increase access to content during virtual/distance learning.

### Proposed Expenditures for this Strategy/Activity

List the amount(s) and funding source(s) for the proposed expenditures. Specify the funding source(s) using one or more of the following: LCFF, Federal (if Federal identify the Title and Part, as applicable), Other State, and/or Local.

### Amount(s)

1200

### Source(s)

LCFF - Supplemental  
4000-4999: Books And Supplies  
Kami software program.

## Strategy/Activity 3

### Students to be Served by this Strategy/Activity

(Identify either All Students or one or more specific student groups)

### Strategy/Activity

Teachers will continue to employ best first instruction through a variety of strategies and methods. This includes shared inquiry, close reading, thinking maps, small group instruction, and more.

### Proposed Expenditures for this Strategy/Activity

List the amount(s) and funding source(s) for the proposed expenditures. Specify the funding source(s) using one or more of the following: LCFF, Federal (if Federal identify the Title and Part, as applicable), Other State, and/or Local.

### Amount(s)

5000

### Source(s)

District Funded

Collaboration and planning time during early release days, professional development and coaching.

## Strategy/Activity 4

### Students to be Served by this Strategy/Activity



(Identify either All Students or one or more specific student groups)

Strategy/Activity

Grade level teams will be given time to share, coordinate, and implement best practices. The McAuliffe PLC model that meets on a weekly basis will be employed to ensure this practice.

**Proposed Expenditures for this Strategy/Activity**

List the amount(s) and funding source(s) for the proposed expenditures. Specify the funding source(s) using one or more of the following: LCFF, Federal (if Federal identify the Title and Part, as applicable), Other State, and/or Local.

Amount(s)

2500.00

Source(s)

LCFF - Base  
None Specified  
Teachers will meet weekly to accomplish this goal. In addition teachers will meet on an as-needed basis to track student progress and identify students in need of intervention.

**Strategy/Activity 5**

**Students to be Served by this Strategy/Activity**

(Identify either All Students or one or more specific student groups)

All Students

Strategy/Activity

McAuliffe will offer 0 period intervention classes in both Cohorts A and B and Study Hall periods during the academic day for students to improve in academic areas.

**Proposed Expenditures for this Strategy/Activity**

List the amount(s) and funding source(s) for the proposed expenditures. Specify the funding source(s) using one or more of the following: LCFF, Federal (if Federal identify the Title and Part, as applicable), Other State, and/or Local.

Amount(s)

13,000

Source(s)

LCFF  
None Specified  
Certificated personnel to teach classes.

**Strategy/Activity 6**

**Students to be Served by this Strategy/Activity**

(Identify either All Students or one or more specific student groups)

Strategy/Activity

Staff will participate in an Instructional Networking program led by a teacher.

**Proposed Expenditures for this Strategy/Activity**

List the amount(s) and funding source(s) for the proposed expenditures. Specify the funding source(s) using one or more of the following: LCFF, Federal (if Federal identify the Title and Part, as applicable), Other State, and/or Local.

Amount(s)	Source(s)
2000	LCFF - Base 1000-1999: Certificated Personnel Salaries The Instructional Networking teacher will create/organize/publicize 4 days per year for staff to observe best practices in all classrooms.

## Annual Review

### SPSA Year Reviewed: 2019-20

Respond to the following prompts relative to this goal. If the school is in the first year of implementing the goal, an analysis is not required and this section may be deleted.

### ANALYSIS

Describe the overall implementation of the strategies/activities and the overall effectiveness of the strategies/activities to achieve the articulated goal.

Strategies for improvement in English Language Arts have been effective. Scores on benchmark assessments and state assessments remain consistent.

Briefly describe any major differences between the intended implementation and/or the budgeted expenditures to implement the strategies/activities to meet the articulated goal.

Due to several new initiatives, teachers require more release time for planning in order to successfully implement new curriculum.

Describe any changes that will be made to this goal, the annual outcomes, metrics, or strategies/activities to achieve this goal as a result of this analysis. Identify where those changes can be found in the SPSA.

None.

# Goals, Strategies, & Proposed Expenditures

Complete a copy of the following table for each of the school's goals. Duplicate the table as needed.

## Goal Subject

Mathematics

## LEA/LCAP Goal

## Goal 2

All students will meet or exceed standards as the result of instructional techniques and strategies that employ the basic tenets of EDI, Active Engagement Strategies, Checking for Understanding, writing across content areas, research based teaching of Academic Vocabulary, performance based tasks, Thinking Maps and CGI. All students in accelerated classes will achieve at the Advanced Level as measured by benchmark tests and summative assessments. Strategies will be measured by growth on benchmark assessments, common formative assessments, and state assessments.

## Identified Need

## Annual Measurable Outcomes

Metric/Indicator	Baseline/Actual Outcome	Expected Outcome
------------------	-------------------------	------------------

Complete a copy of the Strategy/Activity table for each of the school's strategies/activities. Duplicate the table, including Proposed Expenditures, as needed.

## Strategy/Activity 1

### Students to be Served by this Strategy/Activity

(Identify either All Students or one or more specific student groups)

### Strategy/Activity

Math teaching staff will analyze test data to focus on specific math concepts to be taught and assessed. Grade level teams will be given time to share, coordinate and implement best practices. The McAuliffe PLC model will be employed to ensure this practice. Grade level teams will meet weekly to collaborate, assess student need based upon data and refine current practices as needed.

## Proposed Expenditures for this Strategy/Activity

List the amount(s) and funding source(s) for the proposed expenditures. Specify the funding source(s) using one or more of the following: LCFF, Federal (if Federal identify the Title and Part, as applicable), Other State, and/or Local.

Amount(s)	Source(s)
5,500	LCFF - Base None Specified Teachers will meet weekly during early release days to analyze teaching practices based upon data. Teachers will meet in grade level teams four times per month, and meet with grade level teams as needed to track student progress, utilize RTI/Support programs for students in need.

**Strategy/Activity 2**

**Students to be Served by this Strategy/Activity**

(Identify either All Students or one or more specific student groups)

**Strategy/Activity**

Staff will continue to employ EDI, Active Engagement strategies, research-based Academic Vocabulary strategies, Checking for Understanding, Thinking Maps, writing across content areas, performance based tasks and CGI strategies through ongoing staff development and by participating in instructional networking and coaching.

**Proposed Expenditures for this Strategy/Activity**

List the amount(s) and funding source(s) for the proposed expenditures. Specify the funding source(s) using one or more of the following: LCFF, Federal (if Federal identify the Title and Part, as applicable), Other State, and/or Local.

Amount(s)	Source(s)
	District Funded None Specified Collaboration and planning time during early release days, professional development and coaching.
	District Funded

**Strategy/Activity 3**

**Students to be Served by this Strategy/Activity**

(Identify either All Students or one or more specific student groups)

**Strategy/Activity**

Math teachers will partner with District support to analyze secondary math practices to determine what is high quality math instruction. Teachers will plan together to implement new strategies, release time will be given to observe

and work together, and teachers will lead math clubs for extension and enhancement of math instruction.

#### **Proposed Expenditures for this Strategy/Activity**

List the amount(s) and funding source(s) for the proposed expenditures. Specify the funding source(s) using one or more of the following: LCFF, Federal (if Federal identify the Title and Part, as applicable), Other State, and/or Local.

Amount(s)

3000

Source(s)

LCFF - Supplemental  
None Specified  
Release days, instructional networking days,  
math enhancement club support.

#### **Strategy/Activity 4**

##### **Students to be Served by this Strategy/Activity**

(Identify either All Students or one or more specific student groups)

Strategy/Activity

Intervention and support strategies will be used to support all students, including RTI, and through Saturday Intervention classes.

#### **Proposed Expenditures for this Strategy/Activity**

List the amount(s) and funding source(s) for the proposed expenditures. Specify the funding source(s) using one or more of the following: LCFF, Federal (if Federal identify the Title and Part, as applicable), Other State, and/or Local.

Amount(s)

2000

Source(s)

LCFF - Supplemental  
None Specified  
Students will be monitored monthly to determine  
level and need for support.

#### **Strategy/Activity 5**

##### **Students to be Served by this Strategy/Activity**

(Identify either All Students or one or more specific student groups)

All students

Strategy/Activity

McAuliffe will offer 0 period intervention classes in both Cohorts A and B and Study Hall periods during the academic day for students to improve in academic areas.

#### **Proposed Expenditures for this Strategy/Activity**

List the amount(s) and funding source(s) for the proposed expenditures. Specify the funding source(s) using one or more of the following: LCFF, Federal (if Federal identify the Title and Part, as applicable), Other State, and/or Local.

Amount(s)

12,000

Source(s)

LCFF

1000-1999: Certificated Personnel Salaries  
Three sections will be available to different students who are invited to participate.  
Teachers will be paid at various rates.

## **Strategy/Activity 6**

### **Students to be Served by this Strategy/Activity**

(Identify either All Students or one or more specific student groups)

Strategy/Activity

### **Proposed Expenditures for this Strategy/Activity**

List the amount(s) and funding source(s) for the proposed expenditures. Specify the funding source(s) using one or more of the following: LCFF, Federal (if Federal identify the Title and Part, as applicable), Other State, and/or Local.

Amount(s)

Source(s)

# Goals, Strategies, & Proposed Expenditures

Complete a copy of the following table for each of the school's goals. Duplicate the table as needed.

## Goal Subject

EL Progress

## LEA/LCAP Goal

## Goal 3

EDI, Active Engagement and Checking for Understanding strategies, SDAI strategies Thinking Maps will continue to be utilized to maximize student achievement on summative and formative assessments.

## Identified Need

## Annual Measurable Outcomes

Metric/Indicator	Baseline/Actual Outcome	Expected Outcome
------------------	-------------------------	------------------

Complete a copy of the Strategy/Activity table for each of the school's strategies/activities. Duplicate the table, including Proposed Expenditures, as needed.

## Strategy/Activity 1

### Students to be Served by this Strategy/Activity

(Identify either All Students or one or more specific student groups)

### Strategy/Activity

An EL teacher will meet with students 45 minutes per day during zero period to assist students using SDAI strategies and to support their efforts in gen ed classes.

### Proposed Expenditures for this Strategy/Activity

List the amount(s) and funding source(s) for the proposed expenditures. Specify the funding source(s) using one or more of the following: LCFF, Federal (if Federal identify the Title and Part, as applicable), Other State, and/or Local.

Amount(s)	Source(s)
	District Funded None Specified Intervention teaching and learning.

## Strategy/Activity 2

**Students to be Served by this Strategy/Activity**  
(Identify either All Students or one or more specific student groups)

Strategy/Activity

**Proposed Expenditures for this Strategy/Activity**  
List the amount(s) and funding source(s) for the proposed expenditures. Specify the funding source(s) using one or more of the following: LCFF, Federal (if Federal identify the Title and Part, as applicable), Other State, and/or Local.

Amount(s)	Source(s)
-----------	-----------



# Goals, Strategies, & Proposed Expenditures

Complete a copy of the following table for each of the school's goals. Duplicate the table as needed.

## Goal Subject

PLC

## LEA/LCAP Goal

## Goal 4

Instructional excellence that leads to maximum student achievement for all students will get a boost through a Professional Learning Community related to goal setting as it relates to student achievement.

## Identified Need

## Annual Measurable Outcomes

Metric/Indicator	Baseline/Actual Outcome	Expected Outcome
------------------	-------------------------	------------------

Complete a copy of the Strategy/Activity table for each of the school's strategies/activities. Duplicate the table, including Proposed Expenditures, as needed.

## Strategy/Activity 1

### Students to be Served by this Strategy/Activity

(Identify either All Students or one or more specific student groups)

### Strategy/Activity

Create additional time for professional dialogue in administrative staff meetings and in the school's Professional Learning Community model.

### Proposed Expenditures for this Strategy/Activity

List the amount(s) and funding source(s) for the proposed expenditures. Specify the funding source(s) using one or more of the following: LCFF, Federal (if Federal identify the Title and Part, as applicable), Other State, and/or Local.

Amount(s)	Source(s)
9,000	LCFF  Collaboration and planning time during early release days, professional development and coaching.

## Strategy/Activity 2

**Students to be Served by this Strategy/Activity**  
(Identify either All Students or one or more specific student groups)

Strategy/Activity

**Proposed Expenditures for this Strategy/Activity**  
List the amount(s) and funding source(s) for the proposed expenditures. Specify the funding source(s) using one or more of the following: LCFF, Federal (if Federal identify the Title and Part, as applicable), Other State, and/or Local.

Amount(s)	Source(s)
-----------	-----------

# Goals, Strategies, & Proposed Expenditures

Complete a copy of the following table for each of the school's goals. Duplicate the table as needed.

## Goal Subject

## LEA/LCAP Goal

## Goal 5

Increase community, parent and student education and awareness of benefits/consequences of healthy and unhealthy lifestyles.

## Identified Need

## Annual Measurable Outcomes

Metric/Indicator	Baseline/Actual Outcome	Expected Outcome
------------------	-------------------------	------------------

Complete a copy of the Strategy/Activity table for each of the school's strategies/activities. Duplicate the table, including Proposed Expenditures, as needed.

## Strategy/Activity 1

### Students to be Served by this Strategy/Activity

(Identify either All Students or one or more specific student groups)

### Strategy/Activity

Explore offering educational workshops for parents whose student has identified substance issues.

## Proposed Expenditures for this Strategy/Activity

List the amount(s) and funding source(s) for the proposed expenditures. Specify the funding source(s) using one or more of the following: LCFF, Federal (if Federal identify the Title and Part, as applicable), Other State, and/or Local.

### Amount(s)

### Source(s)

District Funded  
None Specified  
Project Intervention, the JADE program and other various workshops and trainings. Saturday School offering for students that violate human relations conducts of behavior.

## Strategy/Activity 2

### Students to be Served by this Strategy/Activity

(Identify either All Students or one or more specific student groups)

#### Strategy/Activity

Increase parent and student awareness of outside agencies available to help with substance abuse

### Proposed Expenditures for this Strategy/Activity

List the amount(s) and funding source(s) for the proposed expenditures. Specify the funding source(s) using one or more of the following: LCFF, Federal (if Federal identify the Title and Part, as applicable), Other State, and/or Local.

#### Amount(s)

#### Source(s)

None Specified  
None Specified  
PTA meeting, district meetings and other various workshops and trainings. Include information on Care Solace, district service for mental health and support.

## Strategy/Activity 3

### Students to be Served by this Strategy/Activity

(Identify either All Students or one or more specific student groups)

#### Strategy/Activity

Implement the district bullying/cyberbullying curriculum.

### Proposed Expenditures for this Strategy/Activity

List the amount(s) and funding source(s) for the proposed expenditures. Specify the funding source(s) using one or more of the following: LCFF, Federal (if Federal identify the Title and Part, as applicable), Other State, and/or Local.

#### Amount(s)

#### Source(s)

None Specified  
None Specified  
During PEACE week and throughout the year, language arts teachers implement lessons on bullying and cyberbullying in conjunction with programs offered through the District Office. In addition History teachers grades 6-8 will teach lessons on digital literacy/cyber safety.

## Strategy/Activity 4

### Students to be Served by this Strategy/Activity

(Identify either All Students or one or more specific student groups)

All students.

#### Strategy/Activity

CARES Summit for students in grades 6-8 aimed at increasing student social-emotional learning competencies.

**Proposed Expenditures for this Strategy/Activity**

List the amount(s) and funding source(s) for the proposed expenditures. Specify the funding source(s) using one or more of the following: LCFF, Federal (if Federal identify the Title and Part, as applicable), Other State, and/or Local.

Amount(s)	Source(s)
	District Funded  CARES Summit uses outside consulting service to provide targeted lessons for students on developing their social emotional learning (SEL) competencies.

# Budget Summary

Complete the table below. Schools may include additional information. Adjust the table as needed. The Budget Summary is required for schools funded through the ConApp, and/or that receive funds from the LEA for Comprehensive Support and Improvement (CSI).

## Budget Summary

Description	Amount
Total Funds Provided to the School Through the Consolidated Application	\$
Total Federal Funds Provided to the School from the LEA for CSI	\$
Total Funds Budgeted for Strategies to Meet the Goals in the SPSA	\$60,200.00

## Other Federal, State, and Local Funds

List the additional Federal programs that the school is including in the schoolwide program. Adjust the table as needed. If the school is not operating a Title I schoolwide program this section is not applicable and may be deleted.

Federal Programs	Allocation (\$)
------------------	-----------------

Subtotal of additional federal funds included for this school: \$

List the State and local programs that the school is including in the schoolwide program. Duplicate the table as needed.

State or Local Programs	Allocation (\$)
District Funded	\$5,000.00
LCFF	\$34,000.00
LCFF - Base	\$15,000.00
LCFF - Supplemental	\$6,200.00

Subtotal of state or local funds included for this school: \$60,200.00

Total of federal, state, and/or local funds for this school: \$60,200.00

# Budgeted Funds and Expenditures in this Plan

The tables below are provided to help the school track expenditures as they relate to funds budgeted to the school.

## Funds Budgeted to the School by Funding Source

Funding Source

Amount

Balance

## Expenditures by Funding Source

Funding Source

Amount

District Funded	5,000.00
LCFF	34,000.00
LCFF - Base	15,000.00
LCFF - Supplemental	6,200.00

## Expenditures by Budget Reference

Budget Reference

Amount

	5,000.00
1000-1999: Certificated Personnel Salaries	14,000.00
4000-4999: Books And Supplies	1,200.00
None Specified	31,000.00

## Expenditures by Budget Reference and Funding Source

Budget Reference

Funding Source

Amount

	District Funded	5,000.00
	LCFF	9,000.00
1000-1999: Certificated Personnel Salaries	LCFF	12,000.00
None Specified	LCFF	13,000.00
1000-1999: Certificated Personnel Salaries	LCFF - Base	2,000.00
None Specified	LCFF - Base	13,000.00

4000-4999: Books And Supplies	LCFF - Supplemental	1,200.00
None Specified	LCFF - Supplemental	5,000.00

## Expenditures by Goal

Goal Number	Total Expenditures
Goal 1	28,700.00
Goal 2	22,500.00
Goal 4	9,000.00



# School Site Council Membership

California Education Code describes the required composition of the School Site Council (SSC). The SSC shall be composed of the principal and representatives of: teachers selected by teachers at the school; other school personnel selected by other school personnel at the school; parents of pupils attending the school selected by such parents; and, in secondary schools, pupils selected by pupils attending the school. The current make-up of the SSC is as follows:

- 1 School Principal
- 4 Classroom Teachers
- 3 Other School Staff
- 4 Parent or Community Members
- 6 Secondary Students

Name of Members	Role
Ryan Weiss-Wright	Principal
Valerie Miller	Classroom Teacher
Cara Vienna	Other School Staff
Michele Shiroma	Other School Staff Secondary Student
Genevieve Murphy	Parent or Community Member
Susan Hsieh	Parent or Community Member
Sam Bose	Parent or Community Member
Mai Tran-Lu	Parent or Community Member
Dana Semaan	Secondary Student
Aly Hale	Parent or Community Member
Mary McCulloch	Other School Staff
Leanne Voight	Parent or Community Member
Denise Dunbar	Parent or Community Member
Chantee Nguyen	Secondary Student
Addie Bousard	Secondary Student

At elementary schools, the school site council must be constituted to ensure parity between (a) the principal, classroom teachers, and other school personnel, and (b) parents of students attending the school or other community members. Classroom teachers must comprise a majority of persons represented under section (a). At secondary schools there must be, in addition, equal numbers of parents or other community members selected by parents, and students. Members must be selected by their peer group.

# Recommendations and Assurances

The School Site Council (SSC) recommends this school plan and proposed expenditures to the district governing board for approval and assures the board of the following:

The SSC is correctly constituted and was formed in accordance with district governing board policy and state law.

The SSC reviewed its responsibilities under state law and district governing board policies, including those board policies relating to material changes in the School Plan for Student Achievement (SPSA) requiring board approval.

The SSC sought and considered all recommendations from the following groups or committees before adopting this plan:

<b>Signature</b>	<b>Committee or Advisory Group Name</b>
------------------	---

The SSC reviewed the content requirements for school plans of programs included in this SPSA and believes all such content requirements have been met, including those found in district governing board policies and in the local educational agency plan.

This SPSA is based on a thorough analysis of student academic performance. The actions proposed herein form a sound, comprehensive, coordinated plan to reach stated school goals to improve student academic performance.

This SPSA was adopted by the SSC at a public meeting on January 31, 2018.

Attested:



Principal, Ryan Weiss-Wright, Ed.D. on 1/15/2021
--

SSC Chairperson, Genevieve Murphy on 1/15/2021
--

# Instructions

The School Plan for Student Achievement (SPSA) is a strategic plan that maximizes the resources available to the school while minimizing duplication of effort with the ultimate goal of increasing student achievement. SPSA development should be aligned with and inform the Local Control and Accountability Plan process.

The SPSA consolidates all school-level planning efforts into one plan for programs funded through the consolidated application (ConApp), and for federal school improvement programs, including schoolwide programs, Comprehensive Support and Improvement (CSI), Targeted Support and Improvement (TSI), and Additional Targeted Support and Improvement (ATSI), pursuant to California Education Code (EC) Section 64001 and the Elementary and Secondary Education Act as amended by the Every Student Succeeds Act (ESSA). This template is designed to meet schoolwide program planning requirements. It also notes how to meet CSI, TSI, or ATSI requirements, as applicable.

California's ESSA State Plan supports the state's approach to improving student group performance through the utilization of federal resources. Schools use the SPSA to document their approach to maximizing the impact of federal investments in support of underserved students. The implementation of ESSA in California presents an opportunity for schools to innovate with their federally-funded programs and align them with the priority goals of the school and the LEA that are being realized under the state's Local Control Funding Formula (LCFF).

The LCFF provides schools and LEAs flexibility to design programs and provide services that meet the needs of students in order to achieve readiness for college, career, and lifelong learning. The SPSA planning process supports continuous cycles of action, reflection, and improvement. Consistent with EC 65001, the Schoolsite Council (SSC) is required to develop and annually review the SPSA, establish an annual budget, and make modifications to the plan that reflect changing needs and priorities, as applicable.

For questions related to specific sections of the template, please see instructions below:

## Instructions: Linked Table of Contents

**The SPSA template meets the requirements of schoolwide planning (SWP). Each section also contains a notation of how to meet CSI, TSI, or ATSI requirements.**

[Stakeholder Involvement](#)

[Goals, Strategies, & Proposed Expenditures](#)

[Planned Strategies/Activities](#)

[Annual Review and Update](#)

[Budget Summary](#)

[Appendix A: Plan Requirements for Title I Schoolwide Programs](#)

[Appendix B: Plan Requirements for Schools to Meet Federal School Improvement Planning Requirements](#)

[Appendix C: Select State and Federal Programs](#)

For additional questions or technical assistance related to LEA and school planning, please contact the Local Agency Systems Support Office, at [LCFF@cde.ca.gov](mailto:LCFF@cde.ca.gov).

For programmatic or policy questions regarding Title I schoolwide planning, please contact the local educational agency, or the CDE's Title I Policy and Program Guidance Office at [TITLEI@cde.ca.gov](mailto:TITLEI@cde.ca.gov).

For questions or technical assistance related to meeting federal school improvement planning requirements (for CSI, TSI, and ATSI), please contact the CDE's School Improvement and Support Office at [SISO@cde.ca.gov](mailto:SISO@cde.ca.gov).

## Purpose and Description

Schools identified for Comprehensive Support and Improvement (CSI), Targeted Support and Improvement (TSI), or Additional Targeted Support and Improvement (ATSI) must respond to the following prompts. A school that has not been identified for CSI, TSI, or ATSI may delete the Purpose and Description prompts.

### Purpose

Briefly describe the purpose of this plan by selecting from Schoolwide Program, Comprehensive Support and Improvement, Targeted Support and Improvement, or Additional Targeted Support and Improvement)

### Description

Briefly describe the school's plan for effectively meeting ESSA requirements in alignment with the Local Control and Accountability Plan and other federal, state, and local programs.

## Stakeholder Involvement

Meaningful involvement of parents, students, and other stakeholders is critical to the development of the SPSA and the budget process. Schools must share the SPSA with school site-level advisory groups, as applicable (e.g., English Learner Advisory committee, student advisory groups, tribes and tribal organizations present in the community, as appropriate, etc.) and seek input from these advisory groups in the development of the SPSA.

The Stakeholder Engagement process is an ongoing, annual process. Describe the process used to involve advisory committees, parents, students, school faculty and staff, and the community in the development of the SPSA and the annual review and update.

*[This section meets the requirements for TSI and ATSI.]*

*[When completing this section for CSI, the LEA shall partner with the school in the development and implementation of this plan.]*

## Resource Inequities

Schools eligible for CSI or ATSI must identify resource inequities, which may include a review of LEA- and school-level budgeting as a part of the required needs assessment. Identified resource inequities must be addressed through implementation of the CSI or ATSI plan. Briefly identify and describe any resource inequities identified as a result of the required needs assessment and summarize how the identified resource inequities are addressed in the SPSA.

*[This section meets the requirements for CSI and ATSI. If the school is not identified for CSI or ATSI this section is not applicable and may be deleted.]*

# Goals, Strategies, Expenditures, & Annual Review

In this section a school provides a description of the annual goals to be achieved by the school. This section also includes descriptions of the specific planned strategies/activities a school will take to meet the identified goals, and a description of the expenditures required to implement the specific strategies and activities.

## Goal

State the goal. A goal is a broad statement that describes the desired result to which all strategies/activities are directed. A goal answers the question: What is the school seeking to achieve?

It can be helpful to use a framework for writing goals such as the S.M.A.R.T. approach. A S.M.A.R.T. goal is one that is **S**pecific, **M**asurable, **A**chievable, **R**ealistic, and **T**ime-bound. A level of specificity is needed in order to measure performance relative to the goal as well as to assess whether it is reasonably achievable. Including time constraints, such as milestone dates, ensures a realistic approach that supports student success.

A school may number the goals using the “Goal #” for ease of reference.

*[When completing this section for CSI, TSI, and ATSI, improvement goals shall align to the goals, actions, and services in the LEA LCAP.]*

## Identified Need

Describe the basis for establishing the goal. The goal should be based upon an analysis of verifiable state data, including local and state indicator data from the California School Dashboard (Dashboard) and data from the School Accountability Report Card, including local data voluntarily collected by districts to measure pupil achievement.

*[Completing this section fully addresses all relevant federal planning requirements]*

## Annual Measurable Outcomes

Identify the metric(s) and/or state indicator(s) that the school will use as a means of evaluating progress toward accomplishing the goal. A school may identify metrics for specific student groups. Include in the baseline column the most recent data associated with the metric or indicator available at the time of adoption of the SPSA. The most recent data associated with a metric or indicator includes data reported in the annual update of the SPSA. In the subsequent Expected Outcome column, identify the progress the school intends to make in the coming year.

*[When completing this section for CSI the school must include school-level metrics related to the metrics that led to the school’s identification.]*

*[When completing this section for TSI/ATSI the school must include metrics related to the specific student group(s) that led to the school’s identification.]*

## Strategies/Activities

Describe the strategies and activities being provided to meet the described goal. A school may number the strategy/activity using the “Strategy/Activity #” for ease of reference.

Planned strategies/activities address the findings of the needs assessment consistent with state priorities and resource inequities, which may have been identified through a review of the local educational agency's budgeting, its local control and accountability plan, and school-level budgeting, if applicable.

*[When completing this section for CSI, TSI, and ATSI, this plan shall include evidence-based interventions and align to the goals, actions, and services in the LEA LCAP.]*

*[When completing this section for CSI and ATSI, this plan shall address through implementation, identified resource inequities, which may have been identified through a review of LEA- and school-level budgeting.]*

## **Students to be Served by this Strategy/Activity**

Indicate in this box which students will benefit from the strategies/activities by indicating "All Students" or listing one or more specific student group(s) to be served.

*[This section meets the requirements for CSI.]*

*[When completing this section for TSI and ATSI, at a minimum, the student groups to be served shall include the student groups that are consistently underperforming, for which the school received the TSI or ATSI designation. For TSI, a school may focus on all students or the student group(s) that led to identification based on the evidence-based interventions selected.]*

## **Proposed Expenditures for this Strategy/Activity**

For each strategy/activity, list the amount(s) and funding source(s) for the proposed expenditures for the school year to implement these strategies/activities. Specify the funding source(s) using one or more of the following: LCFF, Federal (if Federal, identify the Title and Part, as applicable), Other State, and/or Local.

Proposed expenditures that are included more than once in a SPSA should be indicated as a duplicated expenditure and include a reference to the goal and strategy/activity where the expenditure first appears in the SPSA. Pursuant to Education Code, Section 64001(g)(3)(C), proposed expenditures, based on the projected resource allocation from the governing board or governing body of the LEA, to address the findings of the needs assessment consistent with the state priorities including identifying resource inequities which may include a review of the LEA's budgeting, its LCAP, and school-level budgeting, if applicable.

*[This section meets the requirements for CSI, TSI, and ATSI.]*

*[NOTE: Federal funds for CSI shall not be used in schools identified for TSI or ATSI. In addition, funds for CSI shall not be used to hire additional permanent staff.]*

## **Annual Review**

In the following Analysis prompts, identify any material differences between what was planned and what actually occurred as well as significant changes in strategies/activities and/ or expenditures from the prior year. This annual review and analysis should be the basis for decision-making and updates to the plan.

## Analysis

Using actual outcome data, including state indicator data from the Dashboard, analyze whether the planned strategies/activities were effective in achieving the goal. Respond to the prompts as instructed. Respond to the following prompts relative to this goal. If the school is in the first year of implementing the goal the Annual Review section is not required and this section may be deleted.

- Describe the overall implementation of the strategies/activities and the overall effectiveness of the strategies/activities to achieve the articulated goal.
- Briefly describe any major differences between either/or the intended implementation or the budgeted expenditures to implement the strategies/activities to meet the articulated goal.
- Describe any changes that will be made to the goal, expected annual measurable outcomes, metrics/indicators, or strategies/activities to achieve this goal as a result of this analysis and analysis of the data provided in the Dashboard, as applicable. Identify where those changes can be found in the SPSA.

*[When completing this section for CSI, TSI, or ATSI, any changes made to the goals, annual measurable outcomes, metrics/indicators, or strategies/activities, shall meet the CSI, TSI, or ATSI planning requirements. CSI, TSI, and ATSI planning requirements are listed under each section of the Instructions. For example, as a result of the Annual Review and Update, if changes are made to a goal(s), see the Goal section for CSI, TSI, and ATSI planning requirements.]*

## Budget Summary

In this section a school provides a brief summary of the funding allocated to the school through the ConApp and/or other funding sources as well as the total amount of funds for proposed expenditures described in the SPSA. The Budget Summary is required for schools funded through the ConApp and that receive federal funds for CSI. If the school is not operating a Title I schoolwide program this section is not applicable and may be deleted.

*From its total allocation for CSI, the LEA may distribute funds across its schools that meet the criteria for CSI to support implementation of this plan. In addition, the LEA may retain a portion of its total allocation to support LEA-level expenditures that are directly related to serving schools eligible for CSI.*

## Budget Summary

A school receiving funds allocated through the ConApp should complete the Budget Summary as follows:

- **Total Funds Provided to the School Through the Consolidated Application:** This amount is the total amount of funding provided to the school through the ConApp for the school year. The school year means the fiscal year for which a SPSA is adopted or updated.
- **Total Funds Budgeted for Strategies to Meet the Goals in the SPSA:** This amount is the total of the proposed expenditures from all sources of funds associated with the strategies/activities reflected in the SPSA. To the extent strategies/activities and/or proposed expenditures are listed in the SPSA under more than one goal, the expenditures should be counted only once.

A school receiving federal funds for CSI should complete the Budget Summary as follows:

- Total Federal Funds Provided to the School from the LEA for CSI: This amount is the total amount of funding provided to the school from the LEA.

*[NOTE: Federal funds for CSI shall not be used in schools eligible for TSI or ATSI. In addition, funds for CSI shall not be used to hire additional permanent staff.]*



# Appendix A: Plan Requirements

## Schoolwide Program Requirements

This School Plan for Student Achievement (SPSA) template meets the requirements of a schoolwide program plan. The requirements below are for planning reference.

A school that operates a schoolwide program and receives funds allocated through the ConApp is required to develop a SPSA. The SPSA, including proposed expenditures of funds allocated to the school through the ConApp, must be reviewed annually and updated by the SSC. The content of a SPSA must be aligned with school goals for improving student achievement.

### Requirements for Development of the Plan

- I. The development of the SPSA shall include both of the following actions:
  - A. Administration of a comprehensive needs assessment that forms the basis of the school's goals contained in the SPSA.
    1. The comprehensive needs assessment of the entire school shall:
      - a. Include an analysis of verifiable state data, consistent with all state priorities as noted in Sections 52060 and 52066, and informed by all indicators described in Section 1111(c)(4)(B) of the federal Every Student Succeeds Act, including pupil performance against state-determined long-term goals. The school may include data voluntarily developed by districts to measure pupil outcomes (described in the Identified Need); and
      - b. Be based on academic achievement information about all students in the school, including all groups under §200.13(b)(7) and migratory children as defined in section 1309(2) of the ESEA, relative to the State's academic standards under §200.1 to—
        - i. Help the school understand the subjects and skills for which teaching and learning need to be improved; and
        - ii. Identify the specific academic needs of students and groups of students who are not yet achieving the State's academic standards; and
        - iii. Assess the needs of the school relative to each of the components of the schoolwide program under §200.28.
        - iv. Develop the comprehensive needs assessment with the participation of individuals who will carry out the schoolwide program plan.
        - v. Document how it conducted the needs assessment, the results it obtained, and the conclusions it drew from those results.
  - B. Identification of the process for evaluating and monitoring the implementation of the SPSA and progress towards accomplishing the goals set forth in the SPSA (described in the Expected Annual Measurable Outcomes and Annual Review and Update).

### Requirements for the Plan

- II. The SPSA shall include the following:
  - A. Goals set to improve pupil outcomes, including addressing the needs of student groups as identified through the needs assessment.

- B. Evidence-based strategies, actions, or services (described in Strategies and Activities)
1. A description of the strategies that the school will be implementing to address school needs, including a description of how such strategies will--
    - a. provide opportunities for all children including each of the subgroups of students to meet the challenging state academic standards
    - b. use methods and instructional strategies that:
      - i. strengthen the academic program in the school,
      - ii. increase the amount and quality of learning time, and
      - iii. provide an enriched and accelerated curriculum, which may include programs, activities, and courses necessary to provide a well-rounded education.
    - c. Address the needs of all children in the school, but particularly the needs of those at risk of not meeting the challenging State academic standards, so that all students demonstrate at least proficiency on the State's academic standards through activities which may include:
      - i. strategies to improve students' skills outside the academic subject areas;
      - ii. preparation for and awareness of opportunities for postsecondary education and the workforce;
      - iii. implementation of a schoolwide tiered model to prevent and address problem behavior;
      - iv. professional development and other activities for teachers, paraprofessionals, and other school personnel to improve instruction and use of data; and
      - v. strategies for assisting preschool children in the transition from early childhood education programs to local elementary school programs.
- C. Proposed expenditures, based on the projected resource allocation from the governing board or body of the local educational agency (may include funds allocated via the ConApp, federal funds for CSI, any other state or local funds allocated to the school), to address the findings of the needs assessment consistent with the state priorities, including identifying resource inequities, which may include a review of the LEAs budgeting, it's LCAP, and school-level budgeting, if applicable (described in Proposed Expenditures and Budget Summary). Employees of the schoolwide program may be deemed funded by a single cost objective.
- D. A description of how the school will determine if school needs have been met (described in the Expected Annual Measurable Outcomes and the Annual Review and Update).
1. Annually evaluate the implementation of, and results achieved by, the schoolwide program, using data from the State's annual assessments and other indicators of academic achievement;
  2. Determine whether the schoolwide program has been effective in increasing the achievement of students in meeting the State's academic standards, particularly for those students who had been furthest from achieving the standards; and
  3. Revise the plan, as necessary, based on the results of the evaluation, to ensure continuous improvement of students in the schoolwide program.

- E. A description of how the school will ensure parental involvement in the planning, review, and improvement of the schoolwide program plan (described in Stakeholder Involvement and/or Strategies/Activities).
- F. A description of the activities the school will include to ensure that students who experience difficulty attaining proficient or advanced levels of academic achievement standards will be provided with effective, timely additional support, including measures to
  - 1. Ensure that those students' difficulties are identified on a timely basis; and
  - 2. Provide sufficient information on which to base effective assistance to those students.
- G. For an elementary school, a description of how the school will assist preschool students in the successful transition from early childhood programs to the school.
- H. A description of how the school will use resources to carry out these components (described in the Proposed Expenditures for Strategies/Activities).
- I. A description of any other activities and objectives as established by the SSC (described in the Strategies/Activities).

Authority Cited: S Title 34 of the Code of Federal Regulations (34 CFR), sections 200.25-26, and 200.29, and sections-1114(b)(7)(A)(i)-(iii) and 1118(b) of the ESEA. EC sections 6400 et. seq.

# Appendix B:

## Plan Requirements for School to Meet Federal School Improvement Planning Requirements

For questions or technical assistance related to meeting Federal School Improvement Planning Requirements, please contact the CDE's School Improvement and Support Office at [SISO@cde.ca.gov](mailto:SISO@cde.ca.gov).

### Comprehensive Support and Improvement

The LEA shall partner with stakeholders (including principals and other school leaders, teachers, and parents) to locally develop and implement the CSI plan for the school to improve student outcomes, and specifically address the metrics that led to eligibility for CSI (Stakeholder Involvement).

The CSI plan shall:

1. Be informed by all state indicators, including student performance against state-determined long-term goals (Goal, Identified Need, Expected Annual Measurable Outcomes, Annual Review and Update, as applicable);
2. Include evidence-based interventions (Strategies/Activities, Annual Review and Update, as applicable) (For resources related to evidence-based interventions, see the U.S. Department of Education's "Using Evidence to Strengthen Education Investments" at <https://www2.ed.gov/policy/elsec/leg/essa/guidanceusesinvestment.pdf>);
3. Be based on a school-level needs assessment (Goal, Identified Need, Expected Annual Measurable Outcomes, Annual Review and Update, as applicable); and
4. Identify resource inequities, which may include a review of LEA- and school-level budgeting, to be addressed through implementation of the CSI plan (Goal, Identified Need, Expected Annual Measurable Outcomes, Planned Strategies/Activities; and Annual Review and Update, as applicable).

Authority Cited: Sections 1003(e)(1)(A), 1003(i), 1111(c)(4)(B), and 1111(d)(1) of the ESSA.

### Targeted Support and Improvement

In partnership with stakeholders (including principals and other school leaders, teachers, and parents) the school shall develop and implement a school-level TSI plan to improve student outcomes for each subgroup of students that was the subject of identification (Stakeholder Involvement).

The TSI plan shall:

1. Be informed by all state indicators, including student performance against state-determined long-term goals (Goal, Identified Need, Expected Annual Measurable Outcomes, Annual Review and Update, as applicable); and
2. Include evidence-based interventions (Planned Strategies/Activities, Annual Review and Update, as applicable). (For resources related to evidence-based interventions, see the U.S. Department of Education's "Using Evidence to Strengthen Education Investments" <https://www2.ed.gov/policy/elsec/leg/essa/guidanceusesinvestment.pdf>.)

Authority Cited: Sections 1003(e)(1)(B), 1003(i), 1111(c)(4)(B) and 1111(d)(2) of the ESSA.

## **Additional Targeted Support and Improvement**

A school identified for ATSI shall:

1. Identify resource inequities, which may include a review of LEA- and school-level budgeting, which will be addressed through implementation of its TSI plan (Goal, Identified Need, Expected Annual Measurable Outcomes, Planned Strategies/Activities, and Annual Review and Update, as applicable).

Authority Cited: Sections 1003(e)(1)(B), 1003(i), 1111(c)(4)(B), and 1111(d)(2)(c) of the ESSA.

## **Single School Districts and Charter Schools Identified for School Improvement**

Single school districts (SSDs) or charter schools that are identified for CSI, TSI, or ATSI, shall develop a SPSA that addresses the applicable requirements above as a condition of receiving funds (EC Section 64001[a] as amended by Assembly Bill [AB] 716, effective January 1, 2019).

However, a SSD or a charter school may streamline the process by combining state and federal requirements into one document which may include the local control and accountability plan (LCAP) and all federal planning requirements, provided that the combined plan is able to demonstrate that the legal requirements for each of the plans is met (EC Section 52062[a] as amended by AB 716, effective January 1, 2019).

Planning requirements for single school districts and charter schools choosing to exercise this option are available in the LCAP Instructions.

Authority Cited: EC sections 52062(a) and 64001(a), both as amended by AB 716, effective January 1, 2019.

## Appendix C: Select State and Federal Programs

**For a list of active programs, please see the following links:**

Programs included on the Consolidated Application: <https://www.cde.ca.gov/fg/aa/co/>

ESSA Title I, Part A: School Improvement: <https://www.cde.ca.gov/sp/sw/t1/schoolsupport.asp>

Available Funding: <https://www.cde.ca.gov/fg/fo/af/>

Developed by the California Department of Education, January 2019